



Frank and Shaun at the Victor Valley / Squadron First Chance
USSMA 2016 Qualifier. Sean is in the middle of a flat.
Photo Credit: Tim Johnson

Inside This Issue

- Commanders Note
- OCMA Toys for Tots
- Event Calendar
- Squadron Photos
- Editors Note

OCMA Toys for Tots Fun Fly



This Saturday, December 12th, we have our second annual Toys for Tots Event.

With our continued use of this great flying field we need to make a showing of support for those less fortunate than ourselves in our community. What better way than to collect toys for the children that wouldn't have presents if it weren't for our support. I would like to see every member of OCMA help support this event.

We will have open flying and will be collecting toys at the field to support those less fortunate than ourselves. Please come support this event and enjoy the camaraderie and entertaining flying. We will have the barbecue out and grill lunch for all in attendance.

Can't make it? You can drop your toy off at the field, Randy McElhattan or Ed Woodson will be glad to record and accept your gift. You can always put it in the field box too if there is no one there. -Greg Stone

Commanders Note From The Bench

“Scale Squadron to the scale events including Top Gun.”

Welcome to our last official newsletter for 2015. You all are so lucky as I will be the Commander for 2016. Hopefully I can count on your support for our club and our events as you did last year.

In review, we had a great year. The Scale Squadron is financially sound, a legal 501C Non-Profit Corporation, a growing membership with a strong website and apparel identification.

We fielded several competitors from the Scale Squadron to the scale events including Top Gun. That in itself is a huge financial commitment on the part of our members,



The Scale Squadron of Southern California



MEMBERSHIP APPLICATION

Membership in the Scale Squadron is open to all AMA members who are interested in safe, formal, and informal flying, including the research, building and flying of Scale R/C Miniature Aircraft. Membership Annual Dues are \$30.00 covering January 1 through December 31. Membership begins after verification of your current Academy of Model Aeronautics (AMA) Membership Card and receipt of Scale Squadron membership dues. Membership in the Scale Squadron includes a monthly newsletter and Squadron name tag. Meetings are the second Monday of each month at 7:00pm.

NEW RENEWAL Recommended by _____ DATE _____
Name _____ Spouse _____
Address _____ City _____
State _____ Zip Code _____ -- _____ Email _____ Birthday _____
Home Phone _____ Work _____ Ext _____ Mobile _____
AMA# _____ NASA _____ USSMA _____ FCC/Ham _____ EAA _____

MODELING INFORMATION

Years in R/C _____ Modeling Level: New Intermediate Expert Need Help
Interest Area: WW1 WWII Golden Age Civilian Vintage Jets
Private or Commercial Pilots License & Type Rating _____
Are you interested in Scale Competition? Yes No Would Require Assistance
How did you hear about the Scale Squadron? _____

GENERAL INFORMATION

Meeting Preferences. Check all areas that you would like to see at the monthly meetings

How To Videos Guest Speakers Scale Techniques Scale Contest Prep
Your Ideas _____
Would you be willing to assist at Scale Squadron Events? Yes No Maybe with Help
Registration Gate Flight Line Judging Scoring Cooking Radio Impound
Comments _____

NOTICE: This information is only for the Scale Squadron Data Base and will not be shared or sold to any outside agencies. Your information may be used in a Scale Squadron Membership Guide available only to paid members.

Event Calendar

Dec 12 OCMA Toys for Tots
www.flyocma.com

Dec 14 Squadron Christmas Party

2016

Jan 8-10 AMA Expo

Jan 15-17 Winter Warbirds, Phoenix, AZ, Sun Valley R/C Flyers field

March 12-13 RCX-Expo, Battle Of The Builders

June 3-5 Squadron Warbirds and Classics at OCMA

Stay Connected with the Squadron
-Sign Up for Website Announcements: Scale Squadron Home Page

-Follow Us on Facebook: <https://www.facebook.com/ScaleSquadronofSouthernCalifornia>

-Make Sure Ed Woodson has your correct email and address so you don't miss special Scale Squadron emails and announcements!

SQUADRON INFORMATION

SCALE SQUADRON OF SOUTHERN CALIFORNIA

MAILING ADDRESS

P.O. Box 8074
Fountain Valley, California 92728

EMAIL: Commander@ScaleSquadron.com

BOARD OF DIRECTORS

COMMANDER	- Sam Wright
EXECUTIVE OFFICER	- Mike Greenshields
TREASURER	- Tim Cardin
SECRETARY	- Ed Woodson
SAFETY OFFICER	- Larry Wolfe
BOARD MEMBERS	- Scott White
	- GORDON TRUAX

WEBSITE

WEBMASTER - Paul Lee

OCMA REPRESENTATIVES

PRIMARY DELEGATE - Ed Woodson
BACK UP DELEGATE -

NEWSLETTER

EDITOR - Tim Johnson

“renew your squadron membership”

but they did it and we looked good too.

Our inaugural Warbirds & Classics event was a resounding success and from the scale talk and Facebook, the event this year will be even larger.

This is astounding since we were bounced from the Prado field where we successfully held the event for years. Yes, I know that is a blunt statement, but just like Donald Trump, I say what is on my mind, so no guessing games there. Our club rallied and pulled off a great event with a new name and new location. And what a great location with beautiful scale aircraft, RV Camping and a excellent BBQ banquet overlooking the lake.

Next year looks more promising with the AMA Expo headed up by board member Gordon Truax and the RCX Expo will be led by board member Scott Whyte. These are two great events just around the corner that will present the opportunity for the Scale Squadron to promote the Battle of the

Builders at the RCX Expo and our Warbirds & Classics event in June.

Hopefully, most of you will read this newsletter just before our popular Christmas Party Monday December 14. If you have not RSVP'd to Ed Woodson, please do so immediately as we are cutting off the attendance as the room will be full, but more importantly the count for our great food order.

The party is in place of our normal meeting and is all free to our members and their guest. We will pull the winners for the Show and Tell for 2015, as well as door prizes for both members and significant others. Yes, that means a separate door prize for the ladies. For the girls, no meeting, no reports, no show and tell, just fun, good food, gifts, and libation.....

Welcome your new board for 2015:

Commander	Sam Wright
Vice President	Mike Greenshields
Treasurer	Tim Cardin
Secretary	Ed Woodson
Newsletter Editor	Tim Johnson
Board member	Gordon Truax
Board Member	Scott Whyte
Board Member	Larry Wolfe

I think we have a dynamic team to lead us into 2016 with more emphasis on scale modeling plus the enthusiastic support and growth of radio controlled miniature aircraft.



Sam Wright latest project, now becoming a reality.

I am very excited to share this year with all of you again.

For those that I will not have a chance to see before the holidays, in the spirit of America, and not so politically correct, I wish you all a wonderful and blessed Christmas and New Year.

Sam



Hobby People®

19 Stores To Serve You In California & Nevada

CLUB MEMBER NEWS

December 2015

Ele RC

Space Walker
LASER-Cut Wood Kit
25-Size, for 2814-2826 motor



SAVE \$10.00

No. 128315
Reg. \$79.99
Coupon Price: **69.99**

Offer Valid Through December 2015, Only

Motor Not Included

Limit One Coupon Per Customer

CLUB MEMBER SAVINGS COUPON



WATCH YOUR MAILBOX!

Our 16-Page 2015 Holiday Gift Guide Is On It's Way To You!



If you don't receive your Holiday Gift Guide, drop by a Hobby People store and pick up a free copy. Then be sure to give us your address so that we can mail you our next sale flyer!

But More Importantly.... Have A Merry Christmas!



IDEAFLY

MARS GPS Quad



Without FPV
No. 116353
Reg. \$499.99
Coupon Price: **449.99**

SAVE \$50.00

Neither Version Includes Camera Shown. Order Separately, No. 116380

With FPV
No. 116354
Reg. \$749.99
Coupon Price: **649.99**

SAVE \$100.00

Offer Valid Through December 2015, Only

Limit One Coupon Per Customer

CLUB MEMBER SAVINGS COUPON

HP Hobby People® NEW STORE OPEN!

SANTA CLARA

Now 19 Hobby People Stores To Serve You In California and Nevada!

CALIFORNIA:

- El Cajon
- Fountain Valley
- Lakewood
- Murrieta
- Riverside

NEVADA:

- Rancho Cucamonga
- Encino
- Hesperia
- Lawndale
- Pasadena
- San Diego
- Las Vegas North
- Lake Forest
- Camarillo
- Orange
- Redlands
- Santa Clarita
- Las Vegas East

FOR STORE INFORMATION, CALL: 1-866-HOBBY-4-U



Club Members Only Store Savings Coupon

10% OFF

Any One Item At Regular Price!

May Not Be Applied To A Sale Item. Offer Expires End Of Dec. 2015

CLUB SAVINGS COUPON



KNOWFLY BEFORE YOU

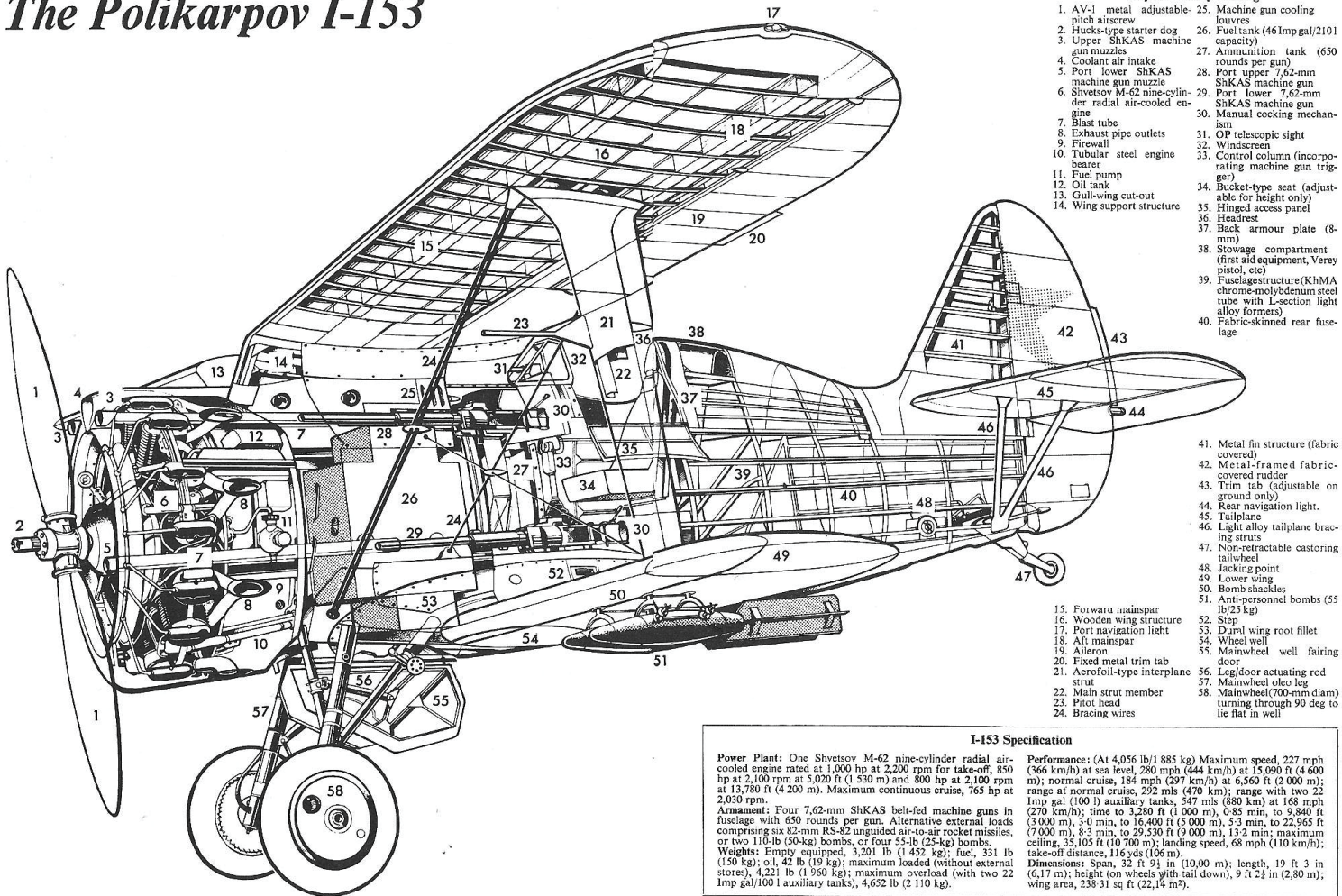
WWW.KNOWBEFOREYOUFLY.ORG

hobbypeople.net



Price, specs, and availability may change without notice. December 2015 Club Newsletter Ad from Hobby People.

The Polikarpov I-153



Key to cutaway drawing

1. AV-1 metal adjustable pitch airscrew
2. Hucks-type starter dog
3. Upper ShKAS machine gun muzzles
4. Coolant air intake
5. Port lower ShKAS machine gun muzzle
6. Shvetsov M-62 nine-cylinder radial air-cooled engine
7. Blast tube
8. Exhaust pipe outlets
9. Firewall
10. Tubular steel engine bearer
11. Fuel pump
12. Oil tank
13. Gull-wing cut-out
14. Wing support structure
15. Forward main spar
16. Wooden wing structure
17. Port navigation light
18. Aft main spar
19. Aileron
20. Fixed metal trim tab
21. Aerofoil-type interplane strut
22. Main strut member
23. Pilot head
24. Bracing wires
25. Machine gun cooling louvres
26. Fuel tank (46 Imp gal/210 l capacity)
27. Ammunition tank (650 rounds per gun)
28. Port upper 7.62-mm ShKAS machine gun
29. Port lower 7.62-mm ShKAS machine gun
30. Manual cocking mechanism
31. OP telescopic sight
32. Windscreens
33. Control column (incorporating machine gun trigger)
34. Bucket-type seat (adjustable for height only)
35. Hinged access panel
36. Headrest
37. Back armour plate (8-mm)
38. Stowage compartment (first aid equipment, Verrey pistol, etc)
39. Fuselage structure (KHMMA chrome-molybdenum steel tube with L-section light alloy formers)
40. Fabric-skinned rear fuselage
41. Metal fin structure (fabric covered)
42. Metal-framed fabric-covered rudder
43. Trim tab (adjustable on ground only)
44. Rear navigation light
45. Tailplane
46. Light alloy tailplane bracing struts
47. Non-retractable castoring tailwheel
48. Jacking point
49. Lower wing
50. Bomb shackles
51. Anti-personnel bombs (55 lb/25 kg)
52. Step
53. Dural wing root fillet
54. Wheel well
55. Mainwheel well fairing door
56. Leg/door actuating rod
57. Mainwheel oleo leg
58. Mainwheel (700-mm diam) turning through 90 deg to lie flat in well

I-153 Specification

Power Plant: One Shvetsov M-62 nine-cylinder radial air-cooled engine rated at 1,000 hp at 2,200 rpm for take-off, 850 hp at 2,100 rpm at 5,020 ft (1,530 m) and 800 hp at 2,100 rpm at 13,780 ft (4,200 m). Maximum continuous cruise, 765 hp at 2,030 rpm.

Armament: Four 7.62-mm ShKAS belt-fed machine guns in fuselage with 650 rounds per gun. Alternative external loads comprising six 82-mm RS-82 unguided air-to-air rocket missiles, or two 110-lb (50-kg) bombs, or four 55-lb (25-kg) bombs.

Weights: Empty equipped, 3,201 lb (1,452 kg); fuel, 331 lb (150 kg); oil, 42 lb (19 kg); maximum loaded (without external stores), 4,221 lb (1,960 kg); maximum overload (with two 22 Imp gal/100 l auxiliary tanks), 4,652 lb (2,110 kg).

Performance: (At 4,056 lb/1,885 kg) Maximum speed, 227 mph (366 km/h) at sea level, 280 mph (444 km/h) at 15,090 ft (4,600 m); normal cruise, 184 mph (297 km/h) at 6,560 ft (2,000 m); range at normal cruise, 292 mi (470 km); range with two 22 Imp gal (100 l) auxiliary tanks, 547 mi (880 km) at 168 mph (270 km/h); time to 3,280 ft (1,000 m), 0.85 min, to 9,840 ft (3,000 m), 3.0 min, to 16,400 ft (5,000 m), 8.3 min, to 22,965 ft (7,000 m), 8.3 min, to 29,530 ft (9,000 m), 13.2 min; maximum ceiling, 35,105 ft (10,700 m); landing speed, 68 mph (110 km/h); take-off distance, 116 yds (106 m).

Dimensions: Span, 32 ft 9 1/2 in (10,000 m); length, 19 ft 3 in (6,17 m); height (on wheels with tail down), 9 ft 2 1/2 in (2,80 m); wing area, 238.31 sq ft (22,14 m²).


Squadron Meeting Photos



Frank and Shaun showing off their brass from the USSMA Qualifier 2016



Sam Wright's new VQ models Dauntless, with dive breaks.



Larry showing us a set of plans for his 2016 project, a Curtiss Wright NW-2



Don Aitken showing off his completed Pup. Goes to show Don isn't always behind the camera



Anand with his Do-217 Dornier. This is a very unique build.



Scott Whyte and his Beaver in bones. This is a lazer cut kit from Canada.

Orange County Modelers Association

TOYS FOR TOTS 2015 Fun Fly



Saturday, December 12th
Pilot Meeting at 8:45am Open:
7am – 3pm

Bob Swenson Memorial Field
Santiago Canyon Road to Haul Road
then continue on paved road for 1
mile, at gate follow dirt road around
to right and follow to pits
www.flyocma.com



**Pilots please
bring a \$10 or
greater
unwrapped toy
or donation
to fly**

Contest Director: Greg Stone
gstone4@cox.net
949-413-0920

**AMA Membership
Required**



NEW FORMAT



The last few months I've changed up our newsletter format a bit. I've removed "plane of the month" and included "tips from the shop". Tips From The Shop will have tips on everything scale radio control. That means everything from gluing part of a forest-in-a-box to programming your transmitter and everything in-between. These tips will not be only from within our club or from me, but these tips will be from scale modelers from all over the world. I can't stress enough though, THIS IS YOUR NEWSLETTER! All of us in the Squadron have hot tips to share. So I expect you to be sending me your great building tips to timothy at johnson dot us dot com.

The more that we archive your wonderful building techniques the more our newsletters become valuable to our club and other scale modelers around the world. Please do your part in helping archive your great tips for the next generation of Squadron members.

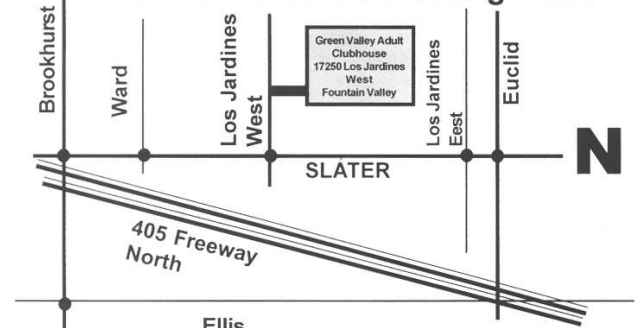
Don't forget I'm always looking for content for our wonderful newsletter. I look forward to a wonderful 2016 full of events and building! I hope to see you at one of these events or at the field!

-Tim Johnson

MONDAY DEC 14, 2015 7:00 PM

**THIS IS THE SQUADRON CHRISTMAS PARTY!
LEAVE YOUR PROJECTS AT HOME. BRING
YOUR WIFE OR GIRLFRIEND AND ENJOY DIN-
NER WITH YOUR FELLOW MEMBERS! BE SURE
TO RSVP WITH ED WOODSON.**

How to Get to the Meeting Place



From the South - 405 North, Exit Euclid, Turn Left at end of ramp, Left on Lite at Slater, Pass Los Jardines East, Turn Right at light on West Los Jardines. Go thru Stop sign with school on left. The Clubhouse will be 1/2 block on your right

From the North - 405 South, Exit Brookhurst North, Turn Right at ramp light to Slater, turn right. Pass Silky Sullivan's on your left, FV Police Station on your right, Pass Ward, Left on West Los Jardines at the light, the Go thru Stop sign with school on your left. Clubhouse will 1/2 block be on your right.